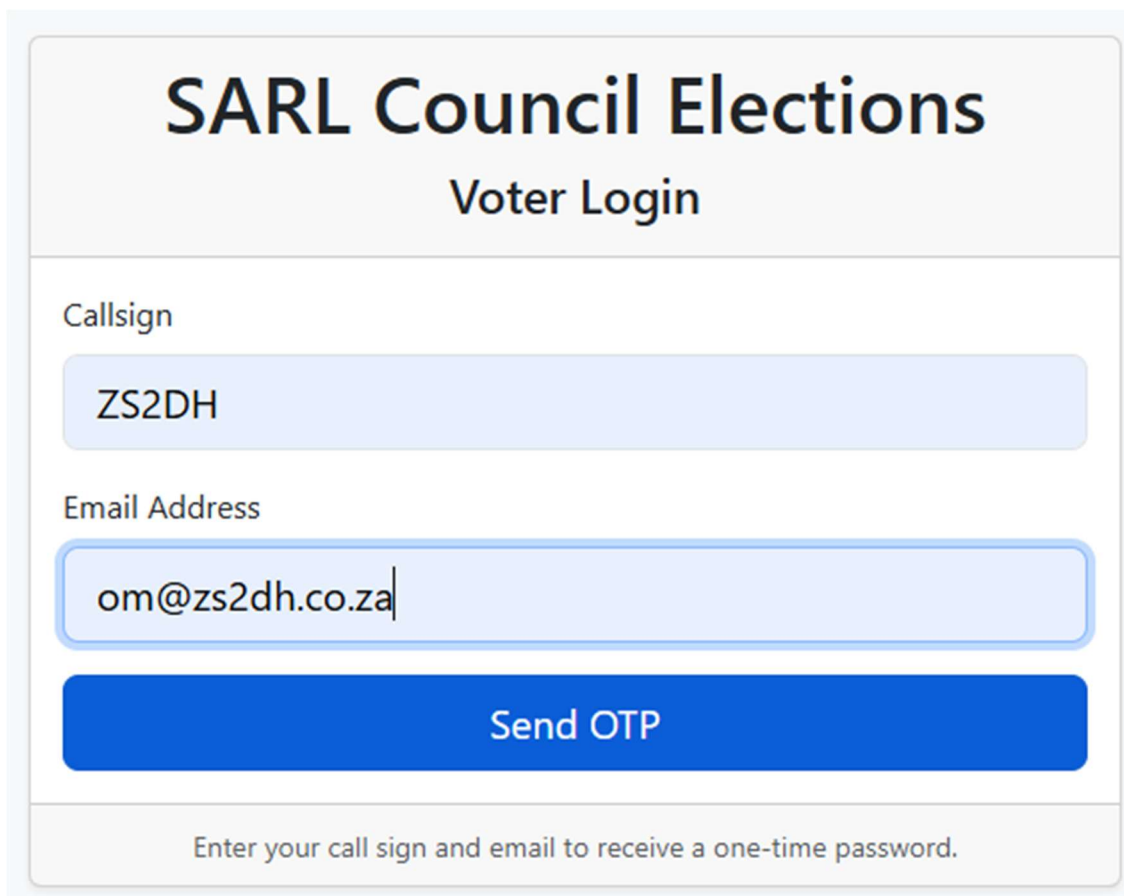


The SARL online voting

The link will appear on the main page and will point to

<https://www.mysarl.org.za/Election>

Assuming your contact details at the SARL office are current, you will get an e-mail with the link to vote. You do not NEED this e-mail – you can go directly to the link above between 2 and 24 April.



The image shows a web form titled "SARL Council Elections Voter Login". It contains two input fields: "Callsign" with the value "ZS2DH" and "Email Address" with the value "om@zs2dh.co.za". Below the fields is a blue button labeled "Send OTP". At the bottom of the form, there is a grey box with the text "Enter your call sign and email to receive a one-time password."

Here you need to request an OTP. It will only go to your e-mail used for SARL business – the e-mail address on which you receive your SARL annual membership invoice. This may or may not be the e-mail address you use for the portal, the forum, QRZ or LOTW.

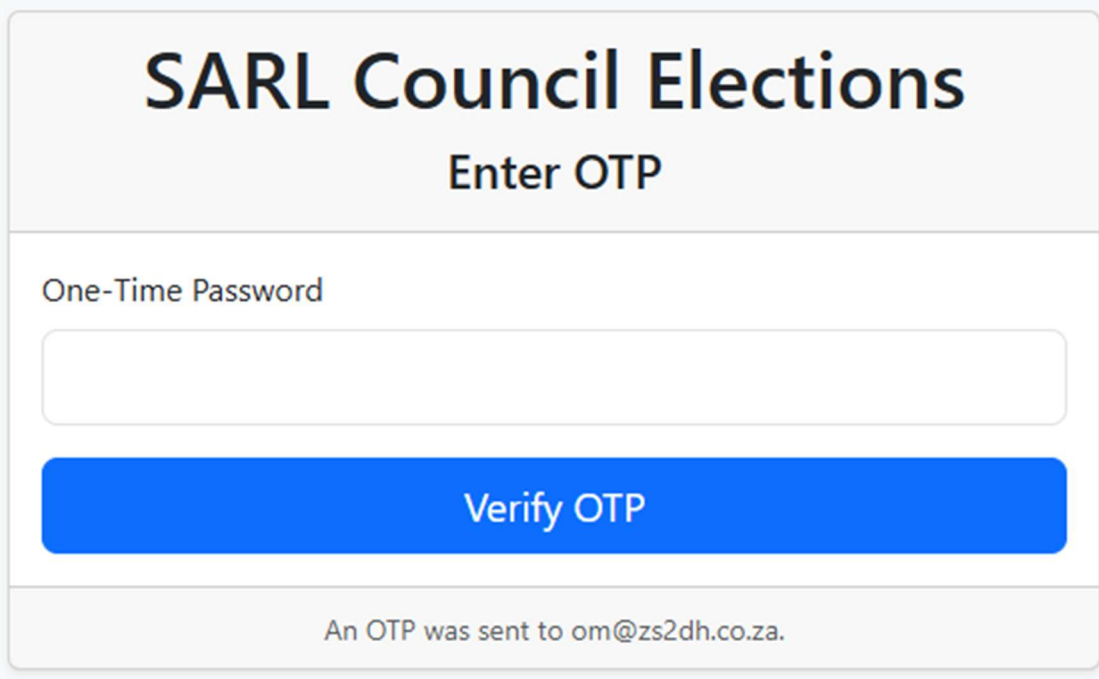
If your call sign and e-mail combination are found on the list, you will be sent a One Time Password to login and vote.

If your call sign and/or e-mail address are not found, then you will get a message to say that you are not on the voters roll. In this case try another e-mail address or contact Kelley in the office for your current information in the membership system.

If you no longer have access to the e-mail address SARL has on file for you, then please contact Dave Higgs, ZS2DH (om@zs2dh.co.za) to arrange an alternative way of getting your OTP.

The OTP is valid for 1 hour, but you can ask for an additional OTP should you not manage to vote within the hour. Once you have cast your vote you will not be able to change your vote, nor will you be able to get another OTP.

When the system issues you your OTP, the page will forward you directly to the login page and it will look like this:



The screenshot shows a web form for SARL Council Elections. At the top, the title "SARL Council Elections" is displayed in a large, bold, dark blue font, with "Enter OTP" centered below it in a smaller, bold, dark blue font. Below the title is a section labeled "One-Time Password" in a dark grey font. Underneath this label is a white rectangular input field with rounded corners. Below the input field is a prominent blue button with rounded corners and the text "Verify OTP" in white. At the bottom of the form, a light grey footer area contains the text "An OTP was sent to om@zs2dh.co.za." in a small, dark grey font.

Check your mailbox for an e-mail with the subject line: Your One-Time Password (OTP) from Voter Verification (vote@mysarl.org.za). Your email will look something like this:

SARL Council Elections

2026

Hello Dave Higgs,

Your One-Time Password is:

902086

This code is valid for **1 hour** and will expire at 11:50 on Tuesday March 31 2026.

South African Radio League
Secure Authentication System

South African Radio League - www.mysarl.org.za

Make a note of the number and the expiry time.

Enter the OPT on the website and click "Verify OTP".

SARL Council Elections

Enter OTP

One-Time Password

Verify OTP

An OTP was sent to om@zs2dh.co.za.

If you get a message like this:

SARL Council Elections

Enter OTP

Invalid OTP.

One-Time Password

Verify OTP

An OTP was sent to om@zs2dh.co.za.

Then you have either entered the OTP incorrectly or your OTP has expired. You can either retype the correct OTP or go back to the start and request a new OTP.

Assuming you have entered a valid OTP you will be forwarded to the ballot to place your vote.

The ballot will look something like this (without blacking out the names 😊)

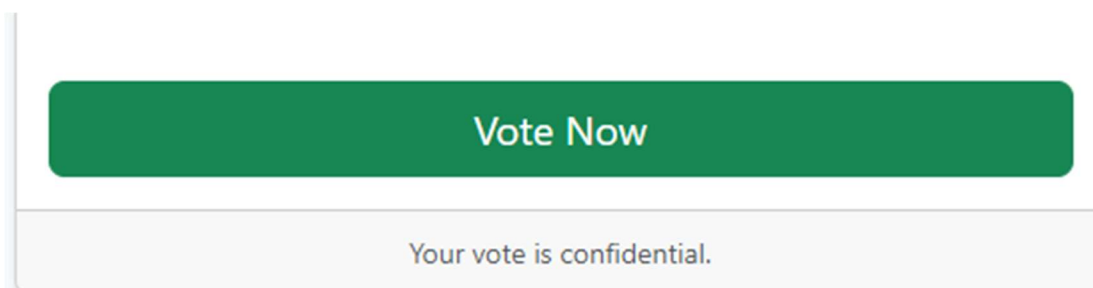


The screenshot displays the SARL Council Elections ballot interface. At the top, the title "SARL Council Elections" is centered in a large, bold, dark blue font, with the subtitle "Select up to 5 Candidates" below it in a smaller, dark blue font. Below the title, there are three rows of candidate information, each enclosed in a rounded rectangular box with a dark blue border. Each row contains a small white checkbox on the left, followed by a blacked-out name, and a "Show Bio" button on the right. The buttons are white with a dark blue border and text.

Clicking the Show Bio button will show/hide the candidate's brief bio/CV.

Should you want to vote for the candidate, ensure the checkbox to the left of the name is selected. You may select up to 5 candidates. You may select fewer than 5, but not more than 5.

Once you have made your selection, click on the Vote Now button at the bottom of the ballot.



The screenshot shows the bottom of the ballot interface. A large, green, rounded rectangular button with the text "Vote Now" in white is centered. Below the button, a light gray bar contains the text "Your vote is confidential." in a small, dark gray font.

Assuming all is well, you will get a confirmation message like this:

Thank you for voting!

Your vote has been recorded.

[Go to the MySARL.org.za website](https://www.MySARL.org.za)

Democracy is awesome, but for it to work we all need to do our part.